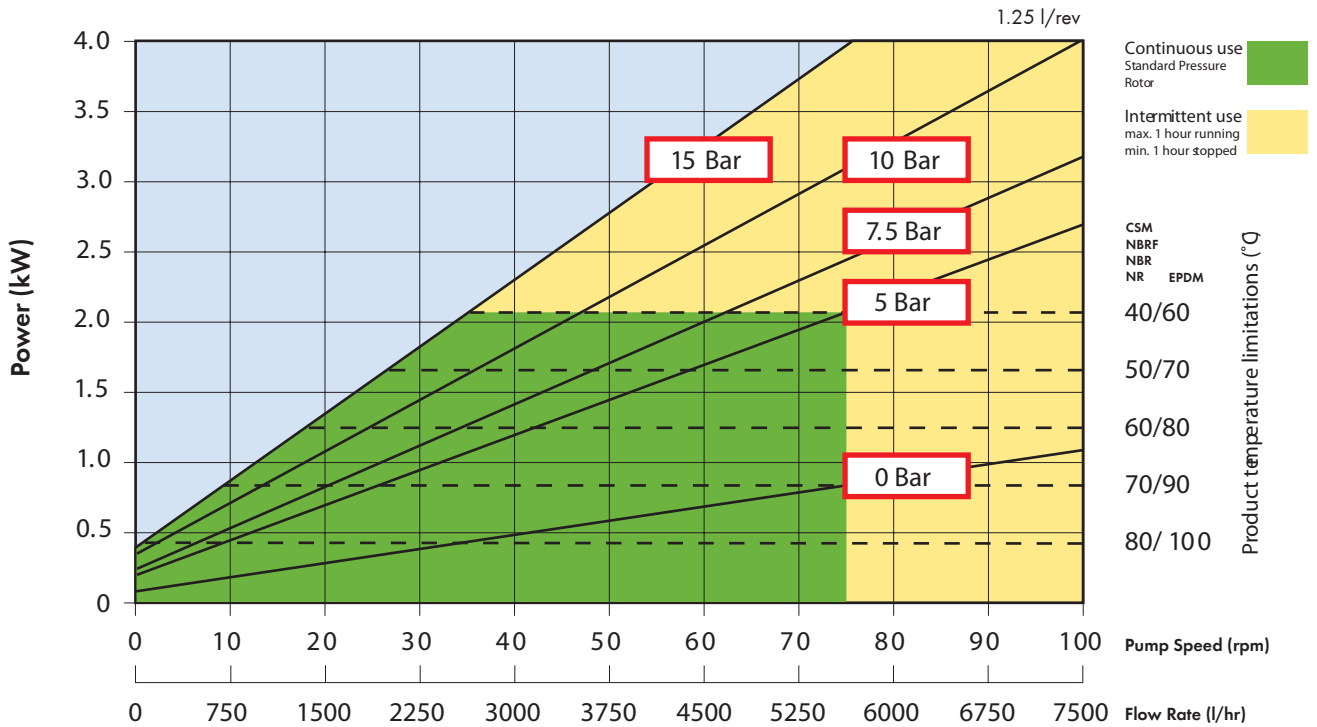
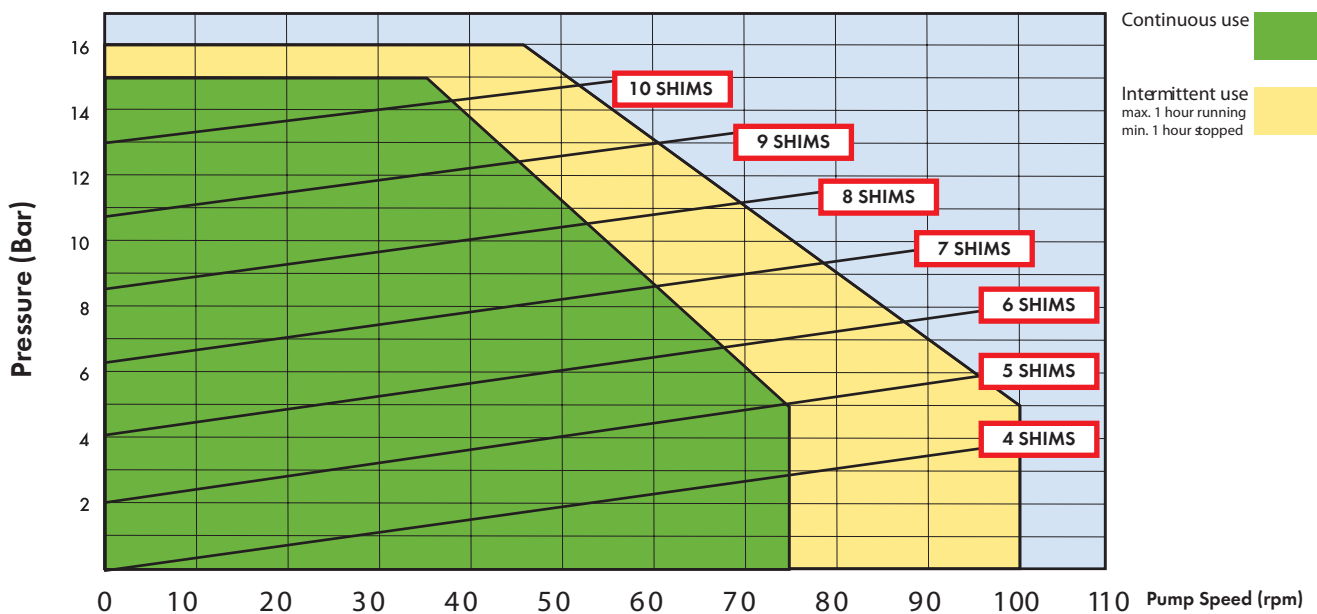


VERDERFLEX VF40 Technical Data Sheet

Performance Curve



Shimming Curve

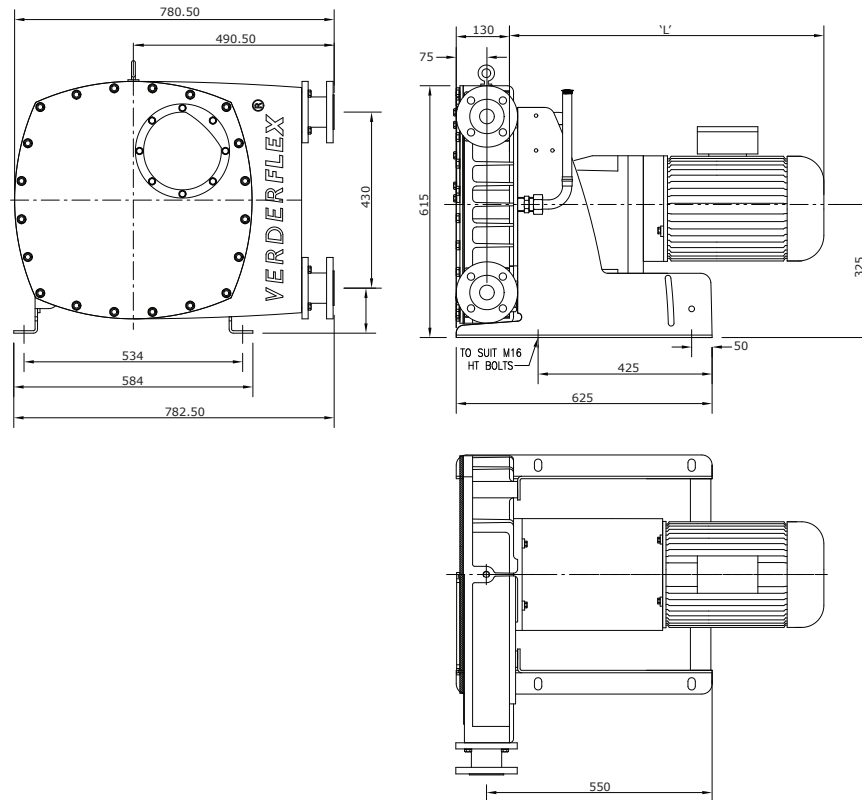


VERDERFLEX VF40

Technical Data Sheet

VERDERFLEX®

General Arrangement Layout



All dimensions are in mm.

All dimensions and weights are for guidance only, for construction installation and floor mounting drawings please contact your local authorised Verderflex® distributor.

Standard Materials of Construction

Description	Material	Weight (kg)	Paint Detail
Pump Housing	Cast Iron (GG25)	110	RAL 6018 (Green)
Front Cover	Mild Steel (BS EN10.025:1993/5275)	12	RAL 7021 (Black)
Rotor	Cast Iron (GG25)	17	
Rotor Shoes	Aluminium (6082T6)	3	
Flanges	Universal Slotted 304 Stainless Steel	3.8	
Inserts	Stainless Steel (316L)	0.5	
	Polypropylene	0.1	
	P.V.D.F	0.2	
Base Frame	Powder Coated Carbon Steel	22	RAL 7035 (Grey)
Lubricant	Verderlube - Glycerine based compound	5 litres	
	Verdersil - Silicone oil		
Hose	NR, NBR, NBR Food grade, CSM and EPDM	4	

Close coupled pump unit - "Flat Pack"

196

VERDERFLEX

Unit 3, California Drive, **TEL** +44 (0)1924 221 020
 Castleford WF10 5QH **FAX** +44 (0)113 222 0291
 United Kingdom **MAIL** info@verderflex.com
WEB www.verderflex.com

AT Wien **BE** Aartselaar **BG** Sofia **CH** Basel **CN** Shanghai **CZ** Praha **DE**
 Haan **FR** Eragny s/Oise **GB** Castleford **HU** Budapest **IT** Torre Boldone
JP Tokyo **NL** Groningen/Vleuten **PL** Katowice **RO** Bucuresti/Sibiu
RU St Petersburg **SK** Bratislava **US** Newtown/Macon **ZA** Northriding