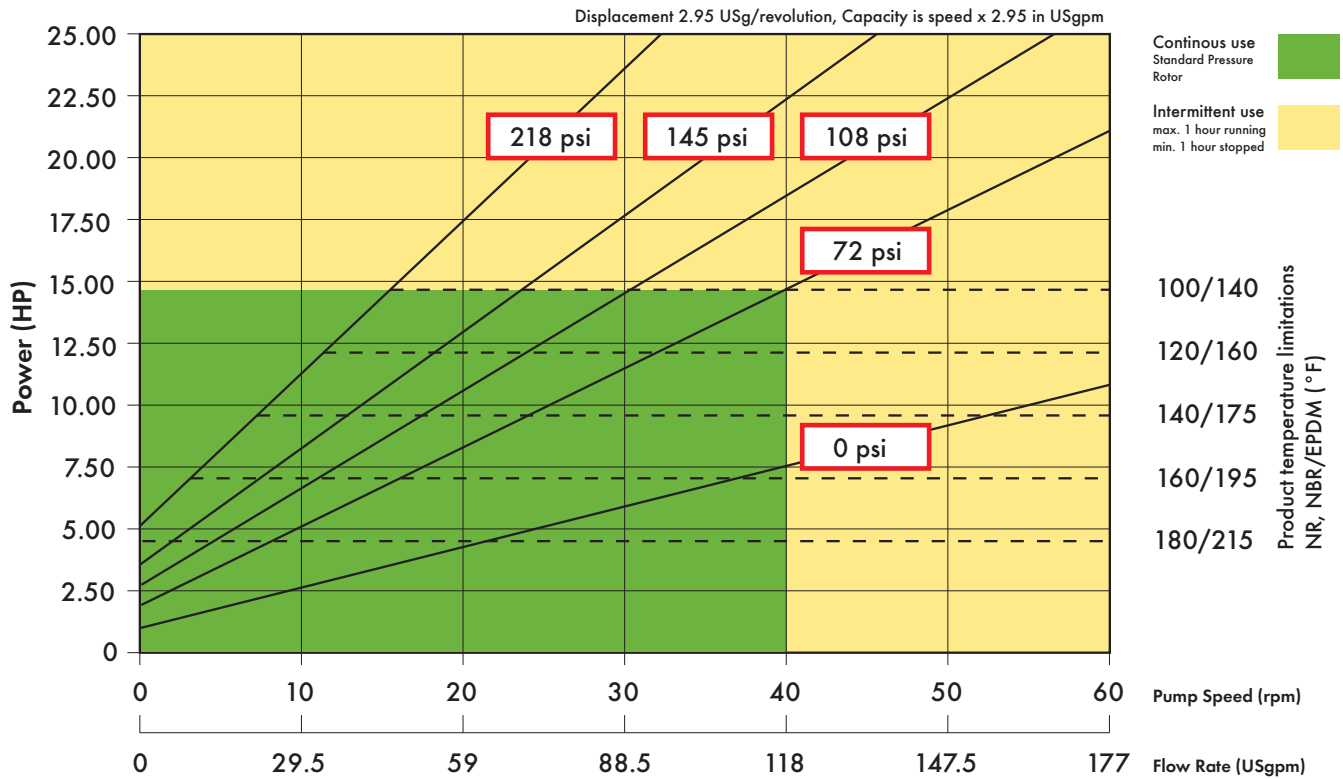
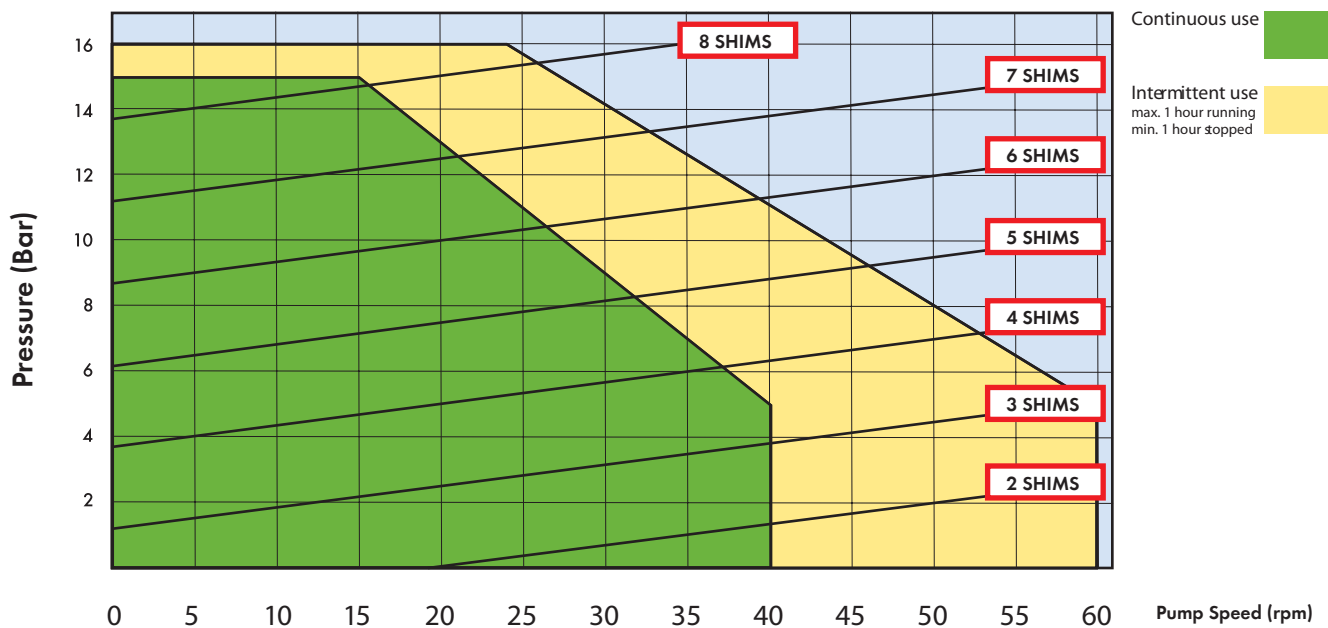


VERDERFLEX VF80 Technical Data Sheet

Performance Curve



Shimming Curve

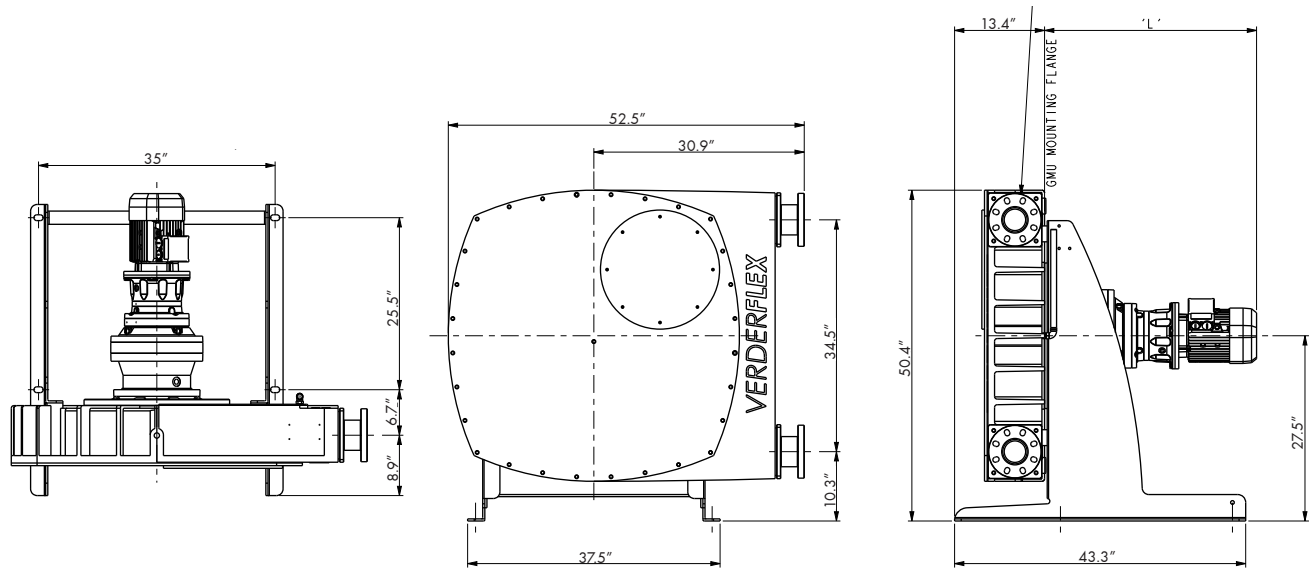


VERDERFLEX VF80

Technical Data Sheet

VERDERFLEX®

General Arrangement Layout



All dimensions are in inches.

All dimensions and weights are for guidance only, for construction installation and floor mounting drawings please contact your local authorised Verderflex® distributor.

Standard Materials of Construction

Description	Material	Weight (lbs)	Paint Detail
Pump Housing	Cast Iron (GG25)	1,181	RAL 6018 (Green)
Front Cover	Mild Steel (BS EN10.025:1993/5275)	110	RAL 7021 (Black)
Rotor	Cast Iron (GG25)	198	
Rotor Shoes	Aluminium (6082T6)	33	
Flanges	Universal Slotted 304 Stainless Steel)	27 e.a	
Inserts	Stainless Steel (316L) Polypropylene P.V.D.F	2.2	
Base Frame	Powder Coated Carbon Steel	145	RAL 7035 (Grey)
Lubricant	Verderlube - Glycerine based compound Verdersil - Silicone oil	10.5 gallons	
Hose	NR, NBR, NBR food grade, CSM and EPDM	48	
Close coupled pump unit - "Flat Pack"		1,874	

VERDERFLEX

Unit 3, California Drive, Castleford WF10 5QH United Kingdom
 TEL +44 (0)1924 221 020
 FAX +44 (0)113 222 0291
 MAIL info@verderflex.com
 WEB www.verderflex.com

AT Wien BE Aartselaar BG Sofia CH Basel CN Shanghai CZ Praha DE Haan FR Eragny s/Oise GB Castleford HU Budapest IT Torre Boldone JP Tokyo NL Groningen/Vleuten PL Katowice RO Bucuresti/Sibiu RU St Petersburg SK Bratislava US Newtown/Macon ZA Northriding