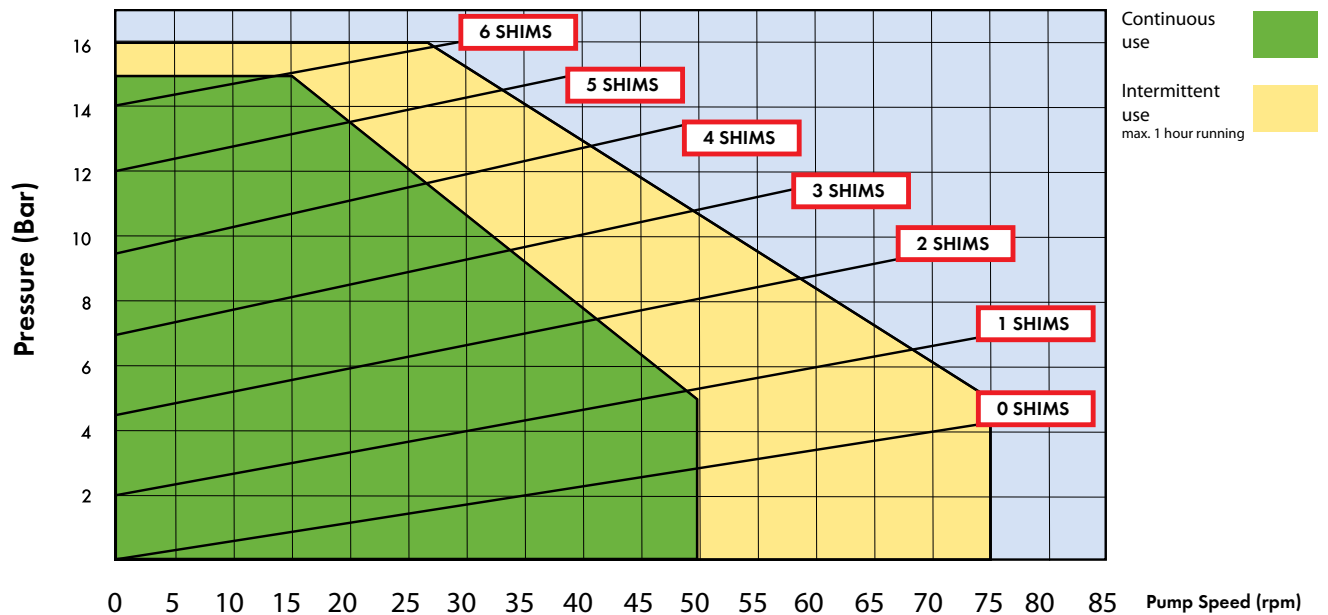
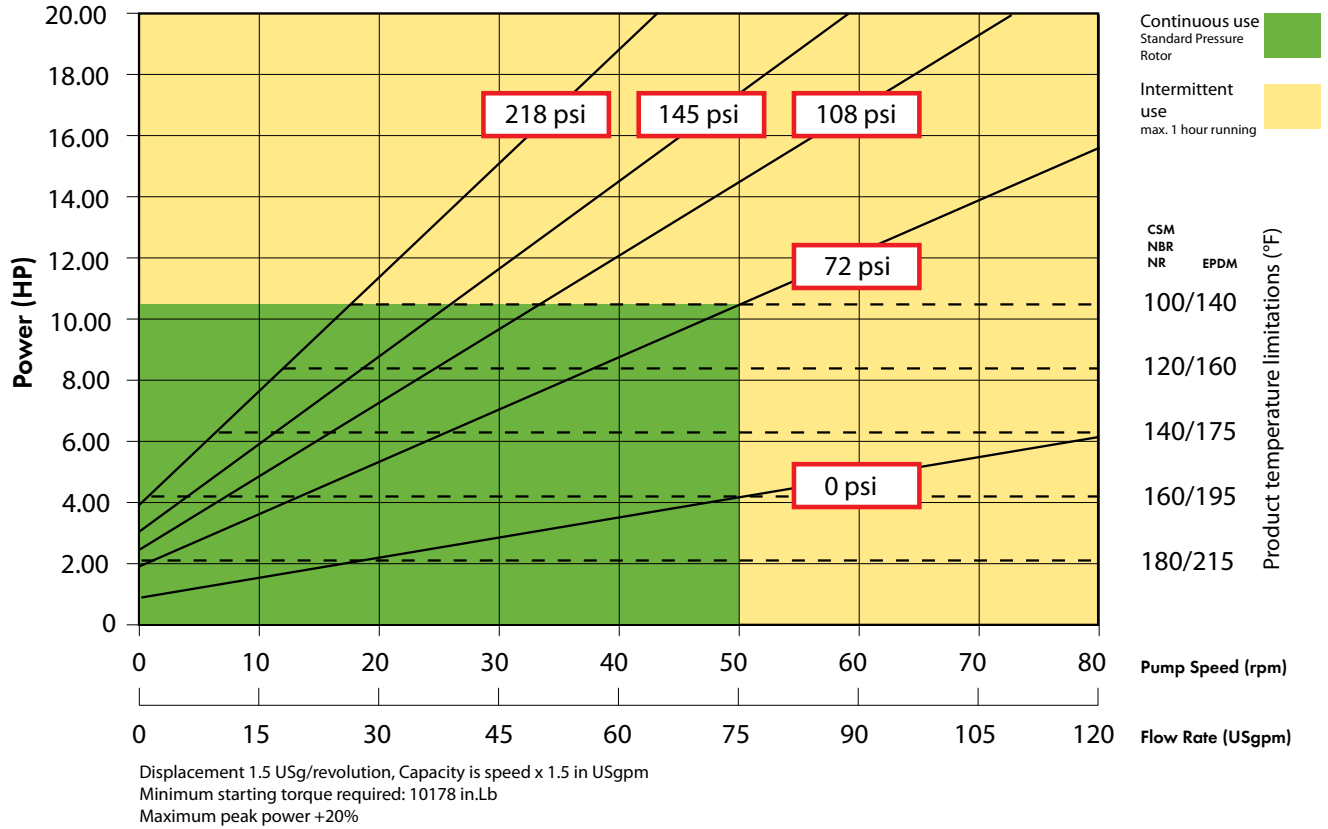


## VERDERFLEX VF65 Technical Data Sheet

### Performance Curve

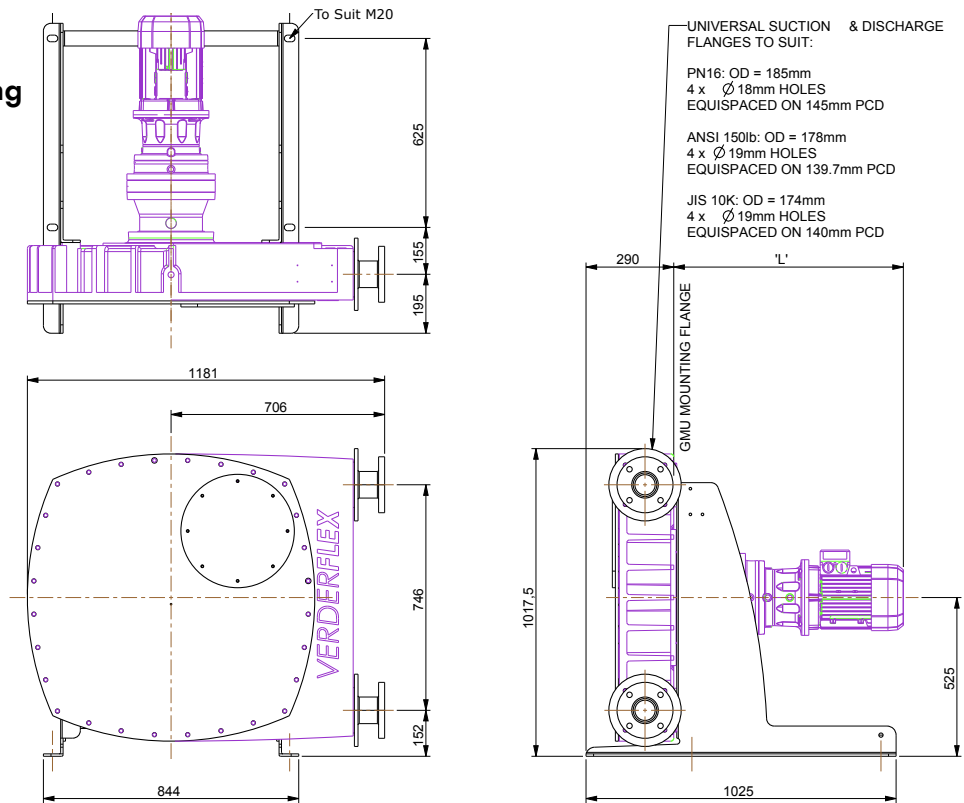


# VERDERFLEX VF65

## Technical Data Sheet

VERDERFLEX®

### General Assembly Drawing



All dimensions are in mm.

All dimensions and weights are for guidance only, for construction installation and floor mounting drawings please contact your local authorised Verderflex® distributor.

### Standard Materials of Construction

Description	Material	Weight (lbs)	Paint Detail
Pump Housing	Cast Iron (GG25)	793	RAL 6018 (Green)
Front Cover	Mild Steel (BS EN10.025:1993/5275)	88	RAL 7021 (Black)
Rotor	Cast Iron (GG25)	154	
Rotor Shoes	Aluminium (6082T6)	22	
Flanges	Universal Slotted 304 Stainless Steel	20 ea.	
Inserts	Stainless Steel (316L)	3.9	
	Polypropylene		
	P.V.D.F		
Base Frame	Powder Coated Carbon Steel	165	RAL 7035 (Grey)
Lubricant	Verderlube - Glycerine based compound	6.6 litres	
	Verdersil - Silicone oil		
Hose	NR, NBR, CSM and EPDM	18	
Close coupled pump unit - "Flat Pack"		1,653	

#### VERDERFLEX

Unit 3, California Drive, Castleford WF10 5QH United Kingdom  
 TEL +44 (0)1924 221 020  
 FAX +44 (0)113 222 0291  
 MAIL info@verderflex.com  
 WEB www.verderflex.com

AT Wien BE Aartselaar BG Sofia CH Basel CN Shanghai CZ Praha DE Haan FR Eragny s/Oise GB Castleford HU Budapest IT Torre Boldone JP Tokyo NL Groningen/Vleuten PL Katowice RO Bucuresti/Sibiu RU St Petersburg SK Bratislava US Newtown/Macon ZA Northriding