
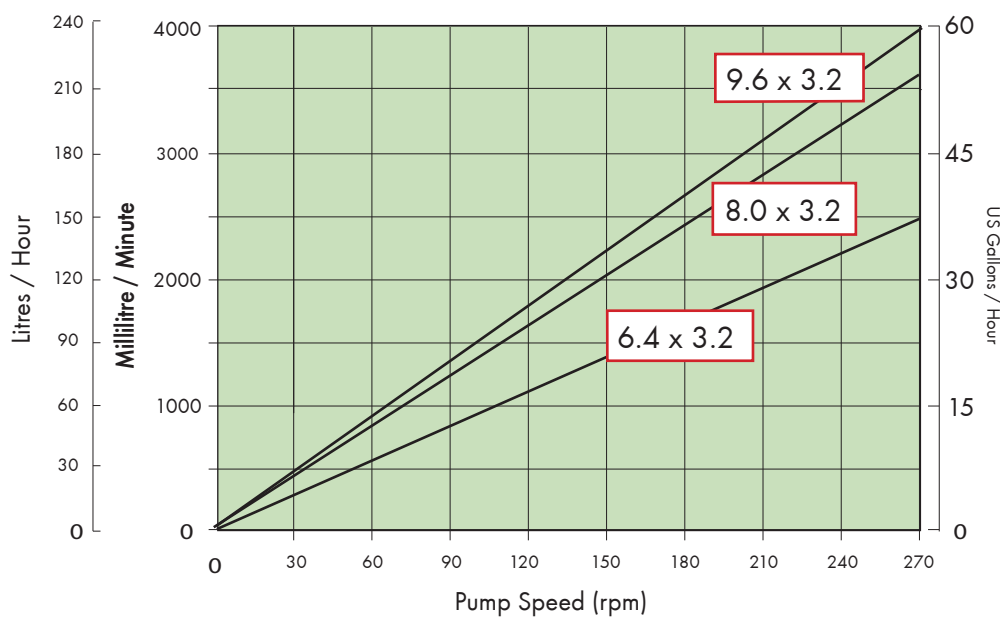


Verderflex® Industrial M3000



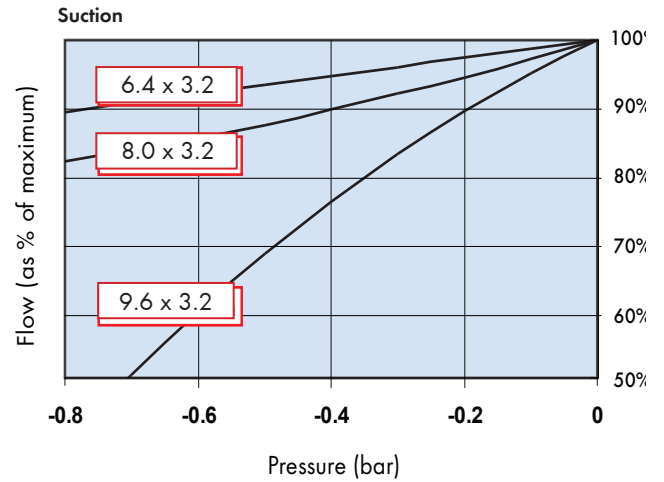
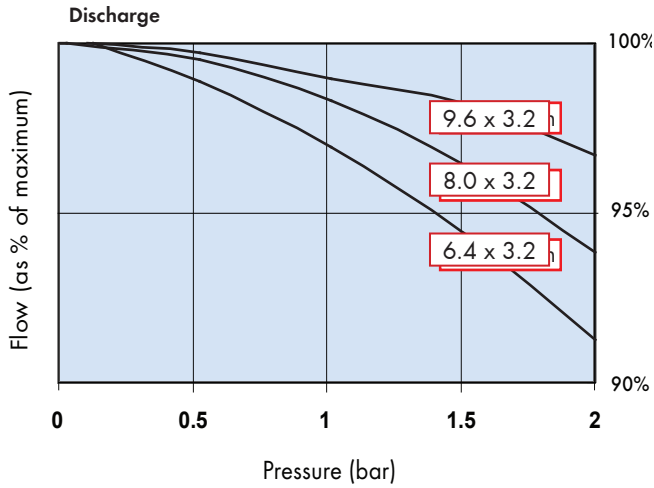
Performance Curve - M3000



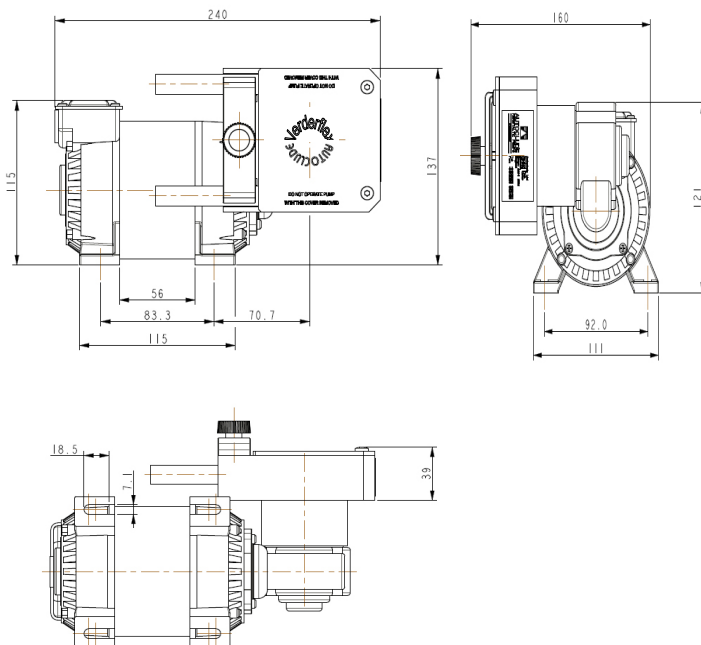
Flow rates ml/min / l/hr / GPH				
Tube	RPM	Flow ml/min	Flow l/hr	Flow GPH
6.4 x 3.2	68	503	30	7.8
6.4 x 3.2	134	992	60	15.6
6.4 x 3.2	191	1,413	85	22.2
6.4 x 3.2	270	1,998	120	31.8
8.0 x 3.2	68	796	48	12.6
8.0 x 3.2	134	1,568	94	24.6
8.0 x 3.2	191	2,235	134	35.4
8.0 x 3.2	270	3,159	190	49.8
9.6 x 3.2	68	966	58	15.6
9.6 x 3.2	134	1,903	114	30
9.6 x 3.2	191	2,712	163	43.2
9.6 x 3.2	270	3,834	230	60.6

Verderflex® Industrial M3000 Technical Data Sheet

Discharge and Suction Curves



General Arrangement Drawing



Extremely robust pump, ideal for heavy duty operations on intermittent or continuous duty cycle. Excellent performance on pumping viscous liquids with flow rates of up to 3.8 l/min.

Pump head:	Aluminium alloy. Polyester coated for chemical resistance
Motor:	A.C. Induction motor with worm drive gearbox (IP55 rated)
Rotor:	Anodised Rotor, Stainless Steel rollers with rubber shielded ball race bearings
Power Supply:	110/230V 1ph or 220/440V 3ph, 50/60Hz
Tube:	Verderprene & Silicone
Weight:	5 kg

VERDER Ltd

Whitehouse Street, Hunslet, LEEDS, LS10 1AD • Tel: +44 (0)113 222 0250 • Fax: +44 (0)113 222 0291 • info@verderflex.com

Autoclude

Unit 7 Carnival Park, Carnival Close, Basildon, SS14 3WN • Tel: +44 (0)1268 662450 • Fax: +44 (0) 1268 662459 • info@autocludepumps.com

Affiliated companies:

A Wien • B Aartselaar • CZ Praha • D Haan • F Eragny s/Oise • GB Leeds • H Budapest • JPN Tokyo
NL Groningen/Vleuten • PL Katowice • RO Bucaresti • SA Johannesburg • USA Newtown