
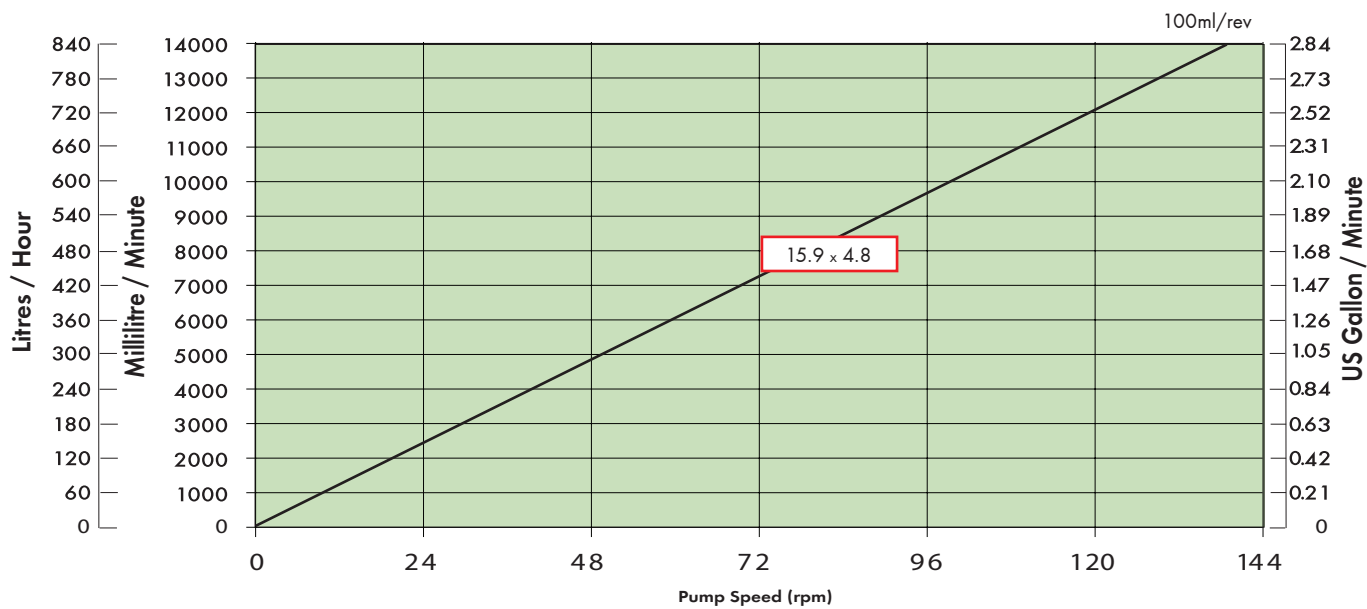


Verderflex® Industrial K12



Performance Curve - K12

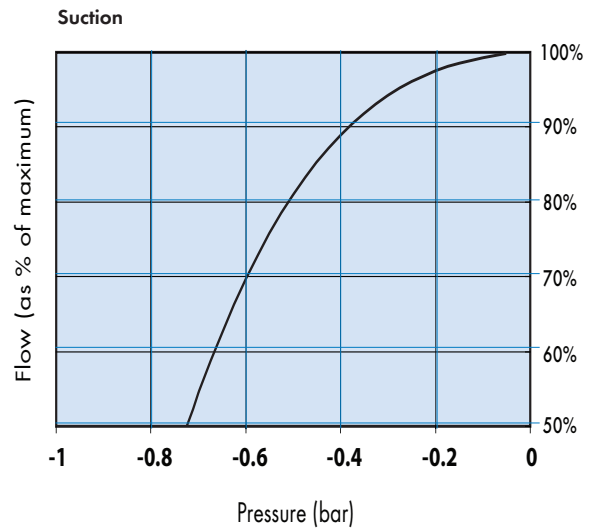
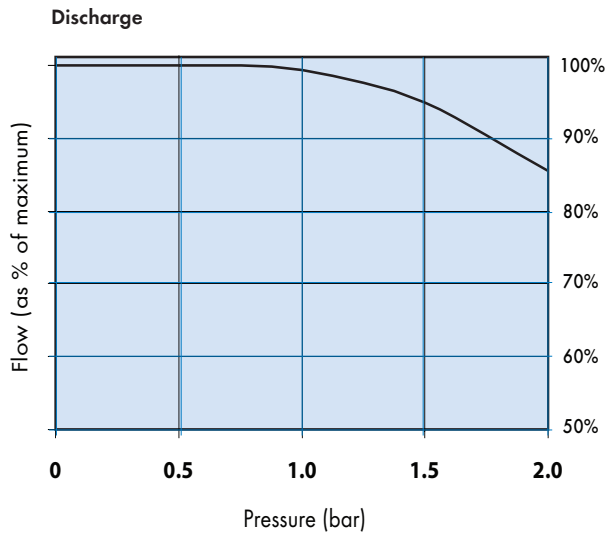


Flow rates ml/min / l/hr / GPM - 15.9 x 4.8mm tube

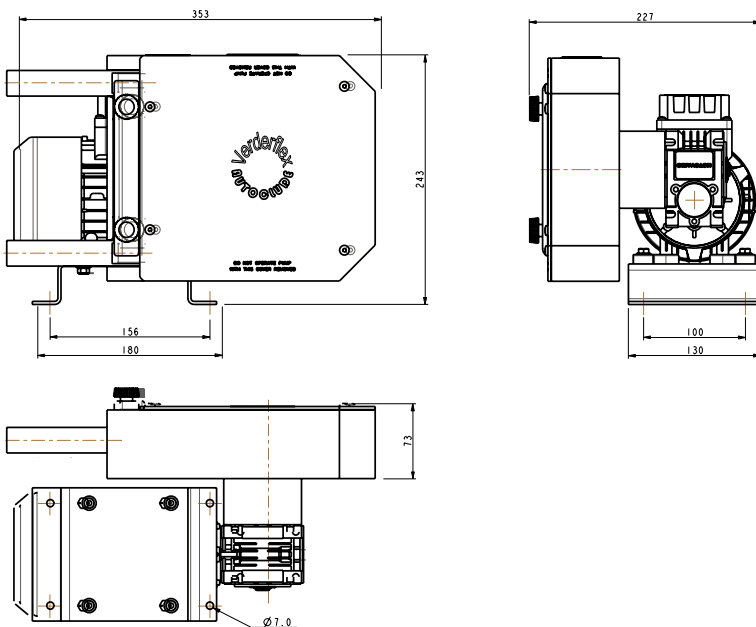
Tube	RPM	Flow ml/min	Flow l/hr	Flow GPM
15.9 x 4.8	56	5,600	336	1.18
15.9 x 4.8	70	7,000	420	1.47
15.9 x 4.8	93	9,300	558	1.95
15.9 x 4.8	140	14,000	840	2.84

Verderflex® Industrial K12 Technical Data Sheet

Discharge and Suction Curves



General Arrangement Drawing



Extremely robust pump, ideal for heavy duty operations on intermittent or continuous duty cycle. Excellent performance on pumping viscous liquids with flow rates of up to 14 l/min.

Pump head:	Aluminium alloy. Polyester coated for chemical resistance
Motor:	A.C. Induction motor with worm drive gearbox (IP55 rated)
Rotor:	Anodised Rotor, Stainless Steel rollers with rubber shielded ball race bearings
Power Supply:	110/230V 1ph or 220/440V 3ph, 50/60Hz
Tube:	Verderprene & Silicone
Weight:	12 kg

VERDER Ltd

Whitehouse Street, Hunslet, LEEDS, LS10 1AD • Tel: +44 (0)113 222 0250 • Fax: +44 (0)113 222 0291 • info@verderflex.com

Autoclude

Unit 7 Carnival Park, Carnival Close, Basildon, SS14 3WN • Tel: +44 (0)1268 662450 • Fax: +44 (0) 1268 662459 • info@autocludepumps.com

Affiliated companies:

A Wien • B Aartselaar • CZ Praha • D Haan • F Eragny s/Oise • GB Leeds • H Budapest • JPN Tokyo
NL Groningen/Vleuten • PL Katowice • RO Bucaresti • SA Johannesburg • USA Newtown